



District Report Card: 2017


State: Gujarat	District: Porbandar
Class: 3	Subject: Mathematics
Schools: 61	Students: 1160


Participation/Coverage


Students

<div>GENDER</div> <div></div>	Boys				Girls			
	Number		%		Number		%	
	538		46.38		622		53.62	

<div>AREA</div> <div></div>	Rural				Urban			
	Number		%		Number		%	
	721		62.16		439		37.84	

<div>CATEGORY</div> <div></div>	SC		ST		OBC		GEN	
	Number	%	Number	%	Number	%	Number	%
	149	12.84	41	3.53	936	80.69	34	2.93

<div>CWSN</div> <div></div>	LD	VI	HI	S&LD	ID	Oth
	1	0	0	0	0	2

<div>Management</div> <div></div>	Government			Government-aided		
	Number		%	Number		%
	1160		100.00	0		0.00

Average Performance of Students in Mathematics (%)

Overall	Gender		Area		Management		Social Group			
	Male	Female	Rural	Urban	Govt.	Aided	SC	ST	OBC	GEN
65.96	66.07	65.86	65.87	66.10	65.96	0.00	65.01	69.11	65.71	73.33

Performance on Learning Outcomes (LOs)

Learning Outcomes	Description	Average Performance(%)
M301	Reads and writes numbers up to 999 using place value	60.22
M302	Compares numbers up to 999 based on their place values	75.26
M303	Solves simple daily life problems using addition and subtraction of three digit numbers with and without regrouping	60.41
M304	Constructs and uses the multiplication facts (up till 10) in daily life situations	63.06
M305	Analyses and applies an appropriate number operation in the situation/ context	64.05
M306	Explains the meaning of division facts by equal grouping/sharing and finds it by repeated subtraction	65.26
M309	Identifies and makes 2D-shapes by paper folding, paper cutting on the dot grid, using straight lines etc.	82.70
M311	Fills a given region leaving no gaps using a tile of a given shape	49.16
M312	Estimates and measures length and distance using standard units like centimeters or meters & identifies relationships	35.74
M317	Reads the time correctly to the hour using a clock/watch	73.45
M318	Extends patterns in simple shapes and numbers	62.59
M319	Records data using tally marks, represents pictorially and draws conclusions	82.50

Range of Performance of Students who Answered Correctly							
Below 30%		30% - 50%		50% - 75%		Above 75%	
Number	%	Number	%	Number	%	Number	%
94	8.10	180	15.52	455	39.22	431	37.16

Lowest Performing Learning Outcomes (LOs)

- 1 - Estimates and measures length and distance using standard units like centimeters or meters & identifies relationships (35.74)
- 2 - Fills a given region leaving no gaps using a tile of a given shape (49.16)
- 3 - Reads and writes numbers up to 999 using place value (60.22)
- 4 - Solves simple daily life problems using addition and subtraction of three digit numbers with and without regrouping (60.41)
- 5 - Extends patterns in simple shapes and numbers (62.59)